

**South Charlotte Relief  
High School  
Community Session #2**

**The webinar will begin in just a moment.**

Student Assignment and School Choice  
April 7, 2022

1

# Process Leading to Vote on New School's Boundary

## **Superintendent, through his designees, gathers community input and feedback**

- typically, 3 engagement sessions
- session 1 introduces the opportunity, seeks input from community on new boundary (February 24)
- session 2 shares at least two draft boundary scenarios and seeks community feedback (April 7)
- session 3 previews the superintendent's recommendation to the Board (May 12)

## **Community Input and Feedback shared with the superintendent and Board**

- at least one public update to the Board during a regularly scheduled Board meeting (April 26, June 14)
- at least one public hearing during a regularly scheduled Board meeting

## **Multiple Inputs to the Superintendent's Recommendation and Board's Vote**

- Policy JCA
- community input
- achieving 2017 bond intent (i.e., elementary relief)

**Superintendent makes recommendation to the Board for a vote ~June 28, 2022**

**Changes become effective with the beginning of the 2024-25 school year**

# Student Assignment Policy JCA

## **Board Requirement for Student Assignment (Policy JCA)**

- contiguous boundaries

## **Board's Decision Matrix for School Boundary Decisions (Policy JCA-E2)**

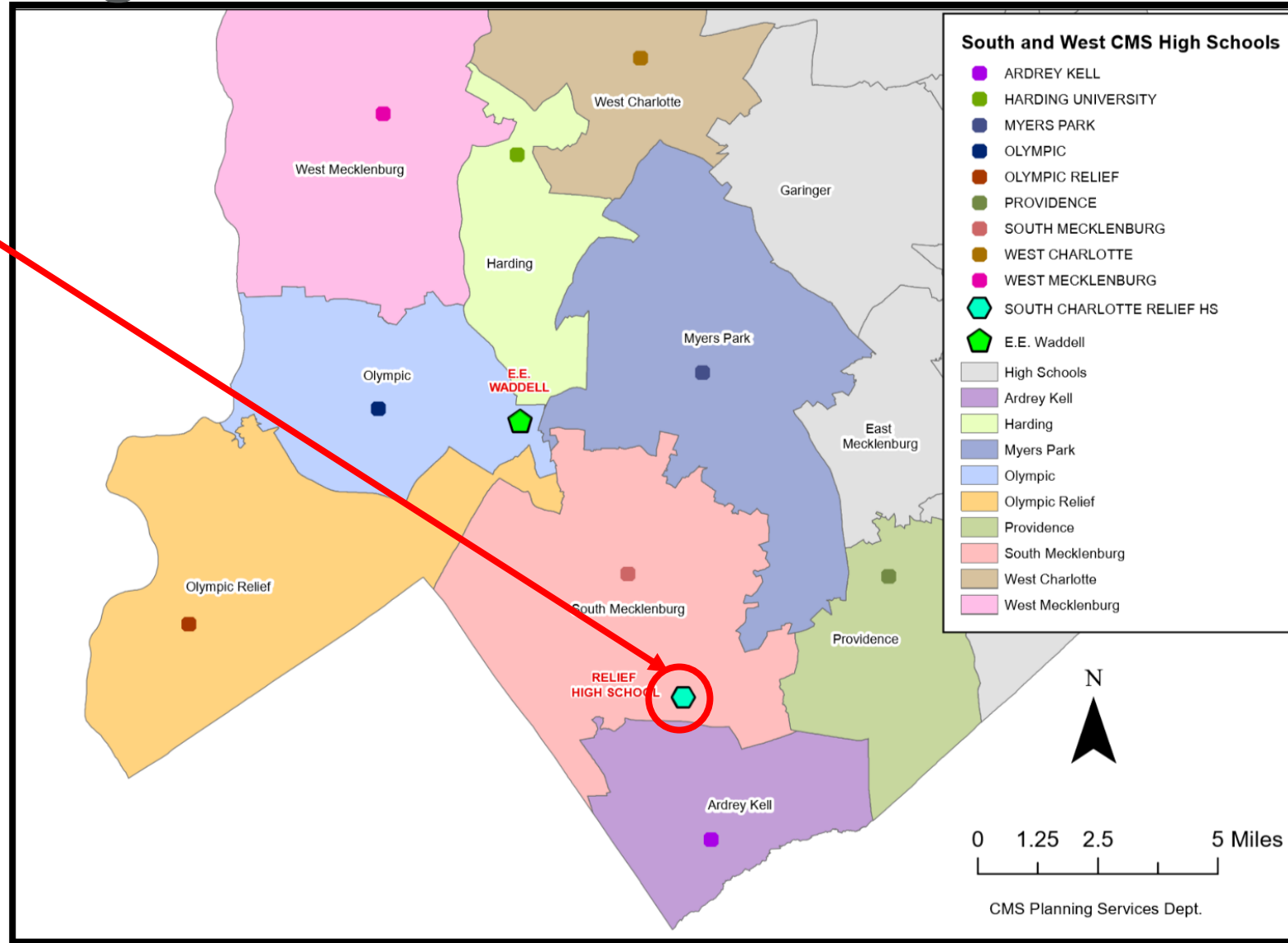
- home to school distance
- intact feeder patterns
- socioeconomic diversity
- utilization

## **Board's Additional Factors for Consideration (Policy JCA-E2)**

- the feasibility of achieving the board's goals through other means, such as establishing partial magnet schools;
- keeping entire neighborhoods assigned to the same school;
- projections for population growth and demographic shifts;
- site limitations or legal restrictions that affect expansion capabilities;
- whether the school has been identified for capital improvements through bond or other funding.

# South Charlotte Relief High School

- New 100 classroom high school located at 12218 North Community House Road Charlotte.
- 100 classroom facility
- Relieves overcrowding at Ardrey Kell, South Mecklenburg and Myers Park high schools

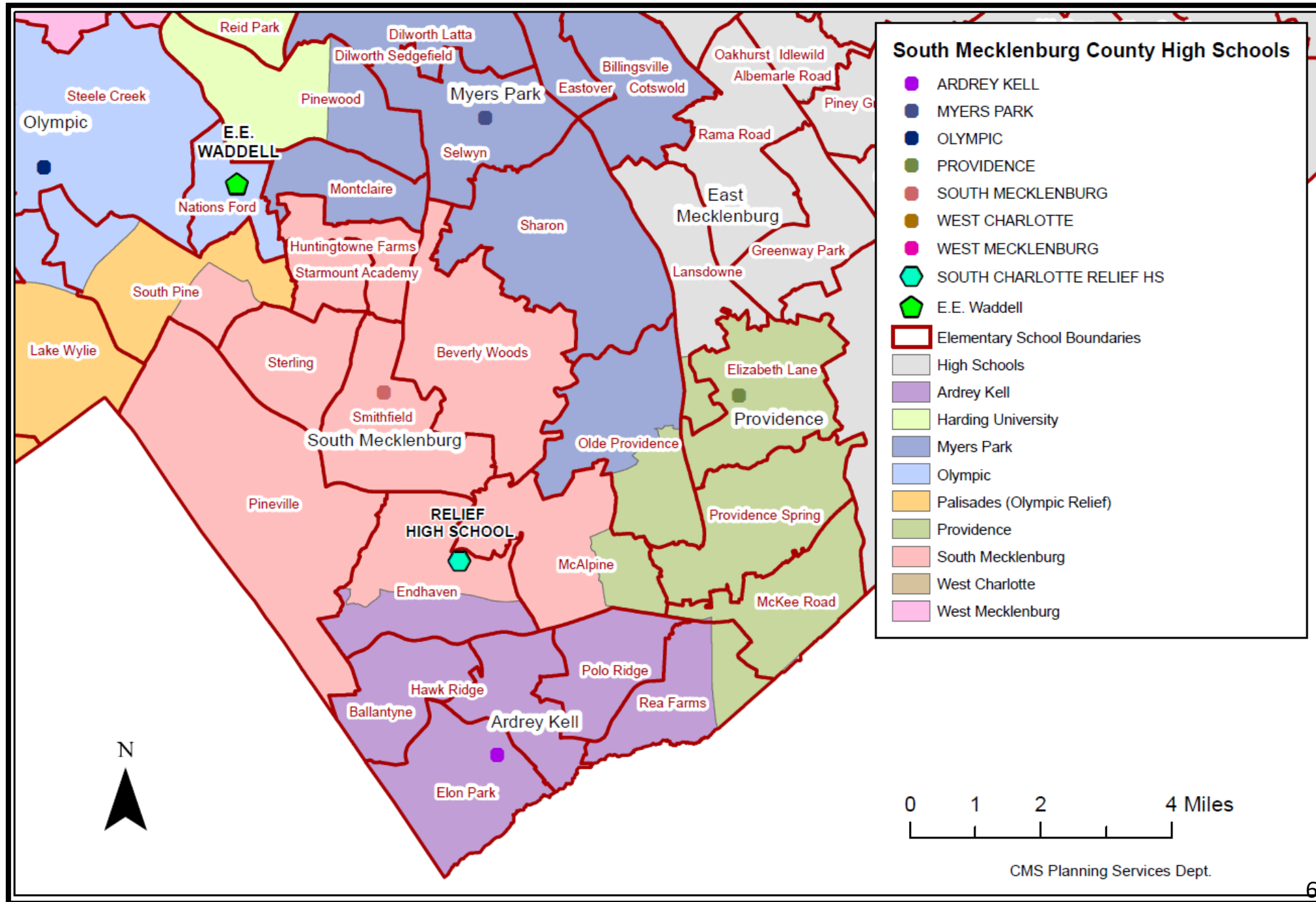


# South Charlotte Relief High School

School	Number of Classrooms	Number of Mobile Units	2019-20 Enrollment	2019-20 Capacity Utilization	2021-22 Enrollment	2021-22 Capacity Utilization	2021-22 Planning Capacity Utilization	2021-22 Core Space Utilization sq ft/ student	2029-30 Projected Enrollment (Mod   High)
Ardrey Kell	96	22	3,352	161%	3,494	166%	146%	7.47	3,565   3,780
South Mecklenburg	125	9	3,258	132%	3,259	133%	104%	9.32	3,476   3,729
Myers Park	140	19	3,563	125%	3,539	120%	101%	6.14	3,692   3,919
Providence	88	7	1,992	107%	2,025	110%	92%	9.09	2,092   2,231

School (2021-22)	Low SES	Mid-SES	High-SES
Ardrey Kell	<1%	4%	96%
South Mecklenburg	38%	37%	25%
Myers Park	22%	13%	64%
Providence	<1%	24%	75%

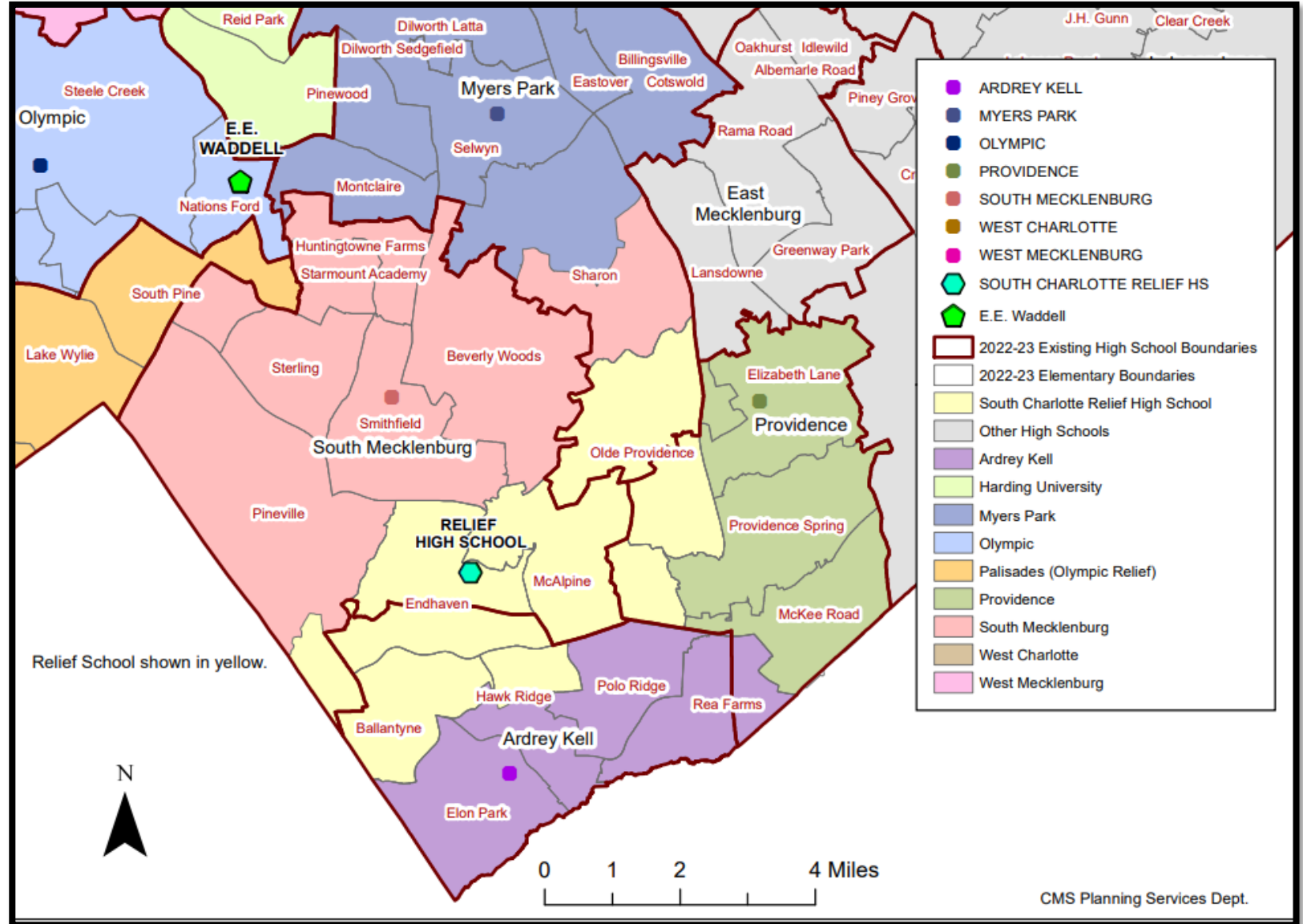
# High School by Elementary Attendance Area



# Scenarios For Consideration and Feedback

# Scenario Purple

<b>Assigns to Relief High School:</b>	<b>Middle School feed:</b>
Ballantyne	Community House
Hawk Ridge (north of Bryant Farms Rd)	JM Robinson
Endhaven (N of Ballantyne Commons Parkway; S of I-485)	JM Robinson
Endhaven (S. of Pineville-Matthews Road)	Quail Hollow
Endhaven (W. of Elm Lane; N of I-485)	South Charlotte
Olde Providence (S. of Hwy 51, E. of Strawberry Ln.)	South Charlotte
Olde Providence (North of Hwy 51)	Carmel
McAlpine (W. of Seton Hall Lane)	South Charlotte
McAlpine (East of Seton House Ln and North of I-485)	JM Robinson
Pineville (south of McAlpine Creek)	Quail Hollow
<b>Assigns to South Mecklenburg High School:</b>	<b>Middle School feed:</b>
Sharon (South of Sharon View Rd)	Carmel
<b>Assigns to Ardrey Kell High School:</b>	<b>Middle School feed:</b>
Rea Farms STEAM K-8 (E. of Providence Road)	Rea Farms STEAM K-8

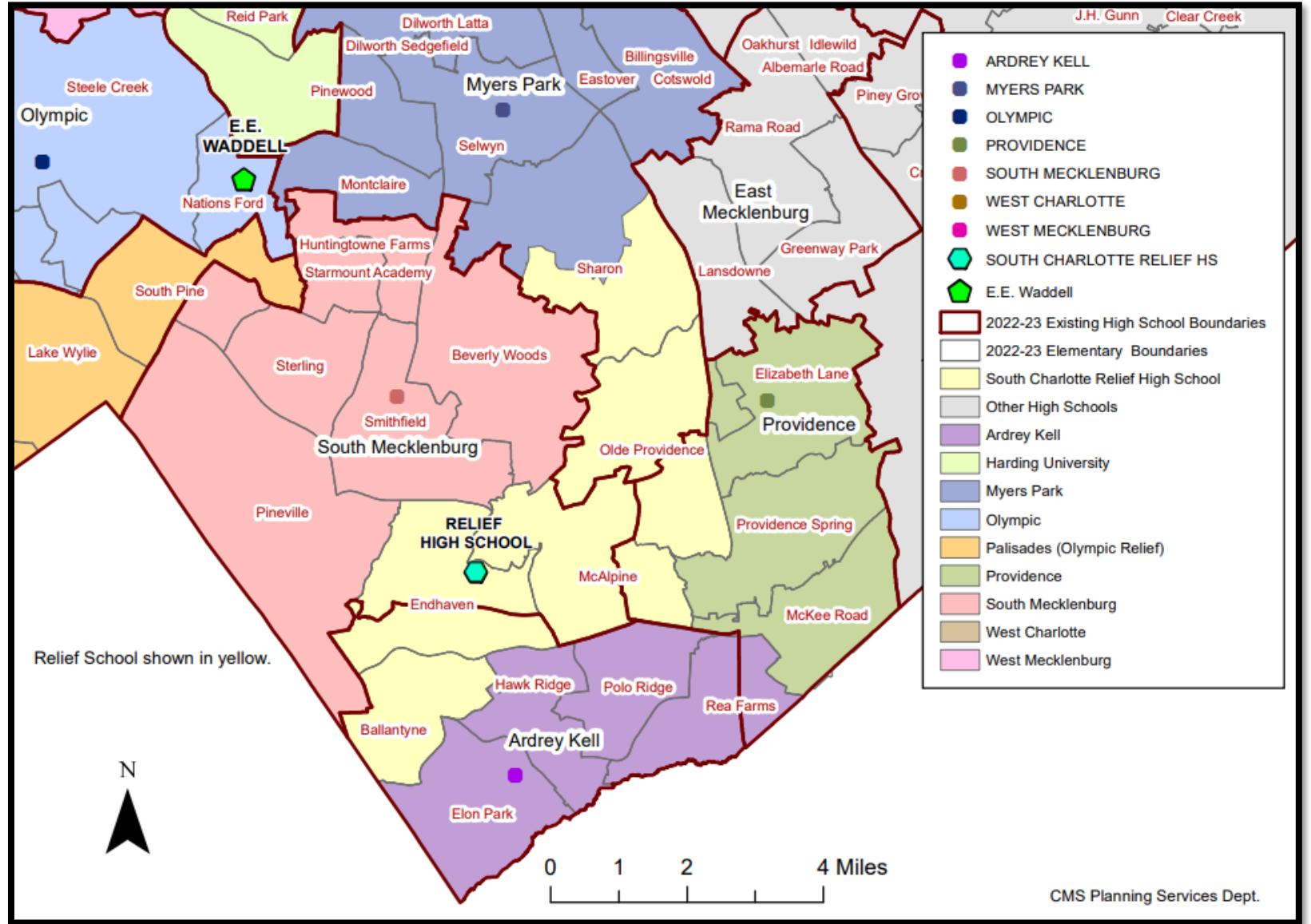




# Scenario Pink

Assigns to Relief High School:	Middle School feed:
Ballantyne	Community House
Endhaven (N of Ballantyne Commons Parkway; S of I-485)	JM Robinson
Endhaven (S. of Pineville-Matthews Road)	Quail Hollow
Endhaven (W. of Elm Lane; N of I-485)	South Charlotte
Olde Providence (S. of Hwy 51, E. of Strawberry Ln.)	South Charlotte
Olde Providence (North of Hwy 51)	Carmel
McAlpine (W. of Seton Hall Lane)	South Charlotte
McAlpine (East of Seton House Ln and North of I-485)	JM Robinson
Sharon (South of Sharon View Rd)	Carmel

Assigns to Ardrey Kell High School:	Middle School feed:
Rea Farms STEAM K-8 (E. of Providence Road)	Rea Farms STEAM K-8



# Scenario Data

School	School Planning Capacity (@25 students /CR)	2021-22 20 <sup>th</sup> Day Enrollment	Enrollment with Boundary Change Scenario Purple	Projected Planning Capacity with Boundary Change Scenario Purple	Enrollment with Boundary Change Scenario Pink	Projected Planning Capacity with Boundary Change Scenario Purple
Relief High School	2500	N/A	2335	93%	2231	89%
Ardrey Kell	2400	3494	2321	97%	2505	104%
South Mecklenburg (inc Magnet)	3125	3259	2776	89%	2696	86%
Myers Park	3500	3539	2984	85%	2984	85%
Providence	2200	2025	1643	75%	1643	75%

# Scenario Comparison – Board Priorities

	In-tact Feeder Pattern	Proximity	SES Diversity	Utilization
<b>Scenario Purple</b>	<p>(+) eliminates a split feed at Rea Farms K-8, Endhaven ES, Olde Providence, and McAlpine</p> <p>(-) creates a split feed at Sharon to high school</p>	<p>(+/-) decreases home to school distance for some Myers Park, Ardrey Kell and Providence students and increases for others</p> <p>(+) decreases home to school distance for South Mecklenburg students</p>	<p>(+) There may be increased diversity at both South Mecklenburg and Myers Park</p> <p>(-) Providence and Ardrey Kell remain less SES diverse.</p>	(+) improves at all schools
<b>Scenario Pink</b>	<p>(+) eliminates a split feed at Rea Farms K-8, Endhaven ES, Olde Providence, and McAlpine</p> <p>(-) creates a split feed at Sharon to high school</p>	<p>(+/-) decreases home to school distance for some Myers Park, and Providence students and increases for others</p> <p>(+) decreases home to school distance for South Mecklenburg students</p>	<p>(+) There may be increased diversity at both South Mecklenburg and Myers Park</p> <p>(-) Providence and Ardrey Kell remain less SES diverse.</p>	(+) improves at all schools

# Next Steps

- Post tonight's materials, including a recording of this session, to the [CMS Planning Services webpage](#)
- Work with principals to identify school-based in-person meetings to gather additional community feedback
- On April 26 at 6pm, there will be a board meeting and public hearing to present our ideas so far.
- There will be another community engagement session like this on May 12, 5.30pm
- The board vote will be around June 28

# Existing Feeder Patterns and Distribution of HS Students

Elementary School	Middle School	High School	Number of HS-aged students residing in the elementary area / portion   attending home HS*
Ballantyne	Community House	Ardrey Kell	793   754
Elon Park	Community House	Ardrey Kell	1,012   956
Polo Ridge	JM Robinson	Ardrey Kell	617   582
Hawk Ridge (S. of Bryant Farms Road)	Community House	Ardrey Kell	443   427
Hawk Ridge (N. of Bryant Farms Road)	JM Robinson	Ardrey Kell	192   184
Rea Farms STEAM K-8 (W. of Providence Road)	Rea Farms STEAM K-8	Ardrey Kell	331   322
Rea Farms STEAM K-8 (E. of Providence Road)	Rea Farms STEAM K-8	Providence	35   34
Endhaven (N of Ballantyne Commons Parkway; S of I-485)	JM Robinson	Ardrey Kell	227   218
Endhaven (S. of Pineville-Matthews Road)	Quail Hollow	South Mecklenburg	160   144
Endhaven (W. of Elm Lane; N of I-485)	South Charlotte	South Mecklenburg	76   63

\* - Discrepancies between these numbers and 20<sup>th</sup> day enrollment listed on slide 8 may be due to students attending these schools from outside the attendance area (e.g., magnet school students, transfer students, students in self-contained exceptional children program)

# Existing Feeder Patterns and Distribution of HS Students

Elementary School	Middle School	High School	Number of HS-aged students residing in the elementary area / portion  attending home HS*
Smithfield	Quail Hollow	South Mecklenburg	481   450
SOUTH PINE (E. of I-77/W. of Nations Ford Rd)	Quail Hollow	South Mecklenburg	79   76
Huntingtowne Farms	Carmel	South Mecklenburg	265   217
Pineville	Quail Hollow	South Mecklenburg	598   547
Starmount Academy	Carmel	South Mecklenburg	228   130
Sterling	Quail Hollow	South Mecklenburg	435   408
Beverly Woods	Carmel	South Mecklenburg	358   328
McAlpine (W. of Seton Hall Lane)	South Charlotte	South Mecklenburg	235   214
McAlpine (East of Seton House Ln and North of I-485)	JM Robinson	Providence	152   141
Lansdowne (South of Alexander Rd)	South Charlotte	Providence	125   122

\* - Discrepancies between these numbers and 20<sup>th</sup> day enrollment listed on slide 8 may be due to students attending these schools from outside the attendance area (e.g., magnet school students, transfer students, students in self-contained exceptional children program)

# Existing Feeder Patterns and Distribution of HS Students

Elementary School	Middle School	High School	Number of HS-aged students residing in the elementary area / portion   attending home HS*
Elizabeth Lane	South Charlotte	Providence	674   632
McKee Road	JM Robinson	Providence	494   453
Olde Providence (S. of Hwy 51, E. of Strawberry Ln.)	South Charlotte	Providence	153   142
Olde Providence (North of Hwy 51)	Carmel	Myers Park	391   336
Providence Spring (East of Providence Rd)	Crestdale	Providence	358   339
Providence Spring (West of Providence Rd)	JM Robinson	Providence	102   97
Sharon (North of Sharon View Rd)	Alexander Graham	Myers Park	385   368
Sharon (South of Sharon View Rd)	Carmel	Myers Park	236   219
Selwyn	Alexander Graham	Myers Park	529   507
Montclair	Alexander Graham	Myers Park	254   219

\* - Discrepancies between these numbers and 20<sup>th</sup> day enrollment listed on slide 8 may be due to students attending these schools from outside the attendance area (e.g., magnet school students, transfer students, students in self-contained exceptional children program)